



PRESENTED BY   
Haas Mass Foundation

**FIRST  
ROBOTICS  
COMPETITION**



Welcome Teams,

**Congratulations on completing your 2025 build season for REEFSCAPE<sup>SM</sup> presented by Haas!** We are excited to see the splash you make with your robot designs as you dive into the oceanic depths and explore the possibilities beneath the waves. While you've been adding the final touches to your robot and charting the course for success, the **Orlando Regional Planning Committee** has been busy preparing the waters for your arrival.

You are receiving this document/email because your team is registered to attend the FIRST Robotics Competition - Orlando Regional on the UCF Campus at the Addition Financial Arena, March 19th-22nd.

PLEASE read this document in its entirety and we hope that it will answer many of the questions you have regarding the event. If you have questions after reading, please reach out to us. You may also check for updates on our regional website under the Event Information tab.

**We strongly recommend you print this guide and bring it with you to the event.**

The Regional Planning Committee also encourages you to dive deeper into the additional activities happening alongside the competition: workshops, the FIRST Hall of Fame, Stellar Alumni displays, FIRST LEGO League (FLL) and FIRST Tech Challenge (FTC) demos, plus an FLL Showcase.

Be sure to check our website, Facebook and Instagram for the latest regional updates. We can't wait to welcome you aboard for REEFSCAPE<sup>SM</sup> at the Orlando Regional. Now, read on and get ready to create ripples! 🌊🤖

## Let's Make Waves!

Wendy Austin

FIRST Regional Director,  
North and Central Florida

Sarah Plemmons

Competition Chair, Orlando Regional

Robert Cobaich


Competition Co-Chair, Orlando Regional





# Table of Contents

<b>General Event Information.....</b>	<b>2</b>
1. Event Schedule.....	3
2. Directions, Parking, and Jaywalking.....	5
3. Load-In / Load-Out Instructions.....	5
4. Spirit Night.....	9
5. Being a Good Guest.....	9
6. Safety.....	10
7. Water in Pits.....	11
8. Meals, Snacks, and Beverages.....	12
9. The Machine Shop.....	13
10. Team Media Badges.....	13
11. Property Security.....	14
12. Site Layout.....	14
13. Exhibits.....	14
14. Web Streaming.....	14
15. Student Ambassadors.....	14
16. Mentor Breakfast.....	15
17. Thursday Workshops.....	16



# General Event Information

**Key Event Dates:** March 19-22, 2025 (see full agenda on pages 3 and 4)

**Event Location:** Addition Financial Arena on the UCF campus at 12777 Gemini Blvd. N, Orlando, FL 32816 (Gemini Blvd N & West Plaza Dr.).

## Official Orlando Regional Communications

- Website: [OrlandoFRC.org](http://OrlandoFRC.org)
- Facebook: [www.facebook.com/OrlandoFRC](http://www.facebook.com/OrlandoFRC)
- Instagram: [www.instagram.com/OrlandoFRC/](http://www.instagram.com/OrlandoFRC/)
- Linktree Key Links: [linktr.ee/OrlandoFRC](http://linktr.ee/OrlandoFRC)

To Report a Concern, use the link below.

<p><b>YOUTH PROTECTION CONCERNS</b></p> <p>Can encompass a wide variety of one-time or ongoing issues such as suspected abuse, bullying, harassment, discrimination, questionable behavior, or violation to the <i>FIRST</i> Code of Conduct.</p> <p><a href="#">Youth Protection Concerns</a></p>	<p><b>MEDICAL INCIDENT</b></p> <p>All physical injuries/illnesses, however slight, taking place at a <i>FIRST</i> official event must be reported to <i>FIRST</i> Headquarters. Physical injuries/illnesses that take place during a Team's activities, not at an event, need only be reported if the injury is related to <i>FIRST</i> game materials, <i>FIRST</i> game design, or <i>FIRST</i> rules. Names may be removed if privacy regulations require it.</p> <p><a href="#">Medical Incident</a></p>
--	--

<https://www.firstinspires.org/resource-library/youth-protection-policy>

**THE ARENA IS CASHLESS - DEBIT AND CREDIT CARD ONLY.**  
This includes the food vendors in the arena as well as parking.  
Knight's Plaza stores/restaurants **may** take cash.

# 1. Event Schedule

Robotics competitions are as complex as the robots competing, which leads to many opportunities for slowdowns. Teams will receive a welcome packet at check-in. Please review the schedule in the packet for any updates.

**In the interest of fairness to all teams, pit closing times will be strictly enforced.** Please remember your gracious professionalism and vacate the pits by the closing times on the schedule below. Our volunteers cannot leave until after teams have left the building, and they need their rest too!

## Wednesday, March 19, 2025

6:00PM-8:00PM          5 Team Reps to Load In and Set Up Pits; Robot Weigh-In Inspection

## Thursday, March 20, 2025

7:45AM                  5 Team Reps to Load In  
8:30AM                  Pits, Machine Shop, Registration, and Inspection Open  
9:00AM                  Load-in Ends  
9:00AM – 11:00AM      Driver's Meeting, Field Open for Measurement and Calibration  
11:00AM – 12:00PM      Lunch  
12:00PM – 6:00PM      Practice Matches  
6:30PM                  Pits and Machine Shop Close - **NEW EARLIER CLOSING TIME THIS YEAR**

## Friday, March 21, 2025

7:45AM                  Pits, Machine Shop and Inspection Open  
8:15AM – 8:45AM        Opening Ceremonies  
8:45AM – 12:00PM      Qualification Matches  
12:00PM – 1:00PM      Lunch  
1:00PM – 6:00PM        Qualification Matches  
6:00PM – 6:30PM        Awards Ceremony  
~6:30PM\*\*              Pits and Machine Shop Close following Awards Ceremony

## Saturday, March 22, 2025

7:45AM                  Pits and Machine Shop Open  
8:15AM – 8:45AM        Opening Ceremonies  
8:45AM - 12:00PM      Qualification Matches  
~12:00PM – 12:30PM    Alliance Selections (begins 8 minutes after the end of Qualification Matches)  
12:30PM – 1:30PM      Lunch  
1:30PM – 5:00PM        Playoff Matches & Awards Ceremony  
~5:30PM\*\*              Pits close 30 minutes following the end of the Closing Ceremony

**\*\*Schedule subject to change. All times are estimated based on flow of matches.  
See Pit Admin for updated times.**

Additionally, we will be having multiple activities occurring throughout the event! A list of the events can be found below. More details on the Team Workshops can be found in Section 17.

### Thursday, March 20, 2025


9:00AM – 5:00PM	Workshops
10:00AM – 5:00PM	Exhibits Open
11:00AM	Senior Picture (Competition Field)
12:00AM – 5:00PM	Merchandise Open

### Friday, March 21, 2025

8:00AM	Mascot Parade
10:00AM – 5:00PM	Merchandise Sales
10:00AM – 5:00PM	Exhibits Open

### Saturday, March 22, 2025

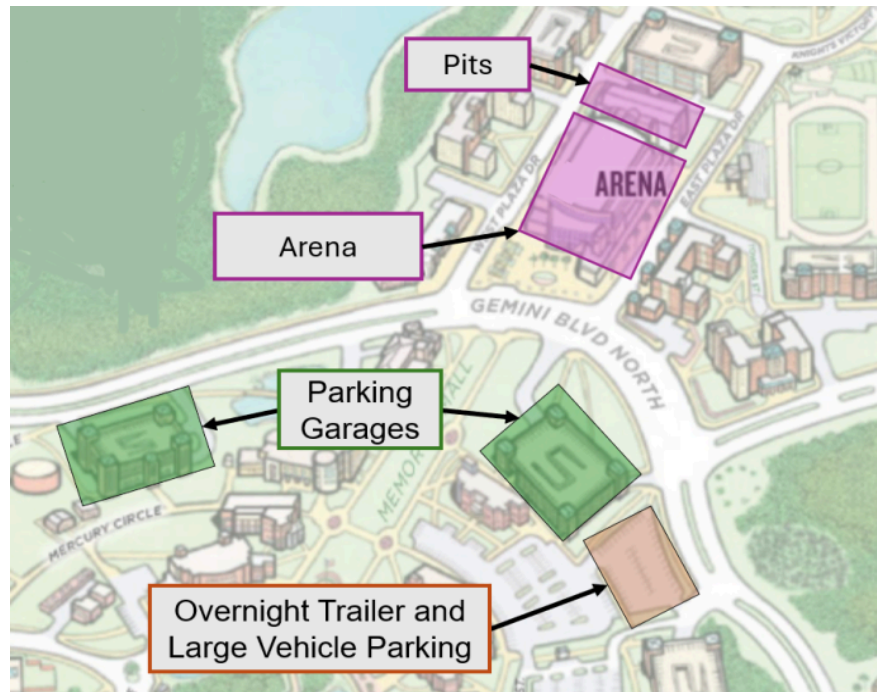
8:00AM	Alumni Parade
10:00AM – 2:00PM	Merchandise Sales
10:00AM – 2:00PM	Exhibits Open
During Playoffs	Stellar Alumni Recognition.



## 2. Directions, Parking, and Jaywalking

The address for the Addition Financial Arena on the UCF campus is 12777 Gemini Blvd. N, Orlando, FL 32816 (Gemini Blvd N & West Plaza Dr.). NOTE: There will be other traffic some nights during the event. Please exercise caution when driving around UCF!

Teams may park their cars in Garages D, F and H. There is a daily parking fee of \$12. Oversized Vehicles and Trailers may park in Lot D-2 and **at your own risk**. Reference the diagram below for parking locations.



*Overall Parking Map*



**Pedestrian traffic regulations are strictly enforced** by the police on campus. Violations can include crossing the street when the crosswalk signal is a red hand, indicating it is not safe to cross, and crossing the road outside of the marked crosswalks. **Pedestrians face a fine of \$62.50 or more for jaywalking if they cross the street before the signal changes, and not paying the fine will result in points added to their driver's license.** Please be mindful of the traffic/crosswalk signals and don't jaywalk!



## 3. Load-In / Load-Out Instructions

**Load In: Wednesday, 6:00 p.m. - 8:00 p.m. and Thursday, 7:45 a.m. - 8:30 a.m.**

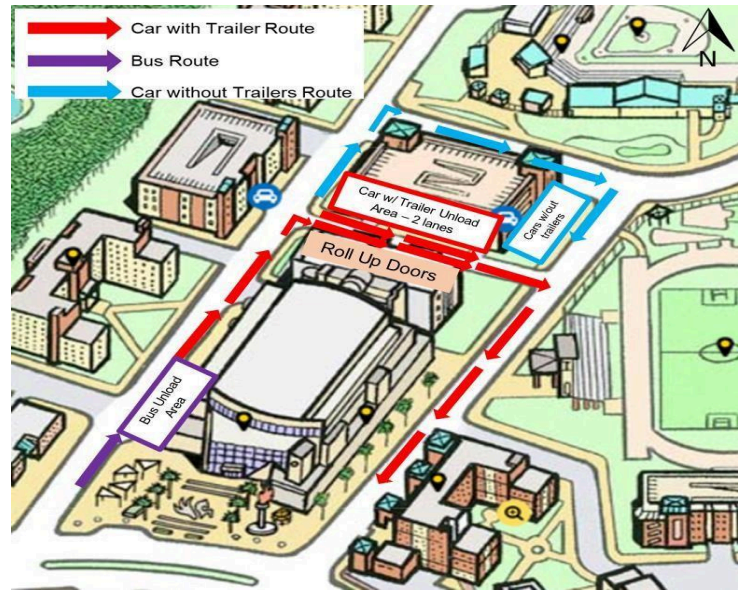
The intention for early load-in hours is to allow teams to find their pit space, place their robot and tools in their pit space **and begin building their pit during early load-in hours!** Teams will load in through the roll-up bay door located in the back of the pits (by Garage F). Any team members loading-in **must** enter the pits through the roll-up bay door. Teams are encouraged to arrive early to ensure they can load in large items for their pit space during this time.

**Please print or download this section and have it ready for the load-in process.** This will keep everyone safe and efficient. There may be athletic events on Wednesday night, so use extra caution while driving near the arena and watch for pedestrians.

## Load-in Routes for Wednesday Night

There will be different routes for the load-in process on Wednesday night only. These routes are designed to reduce the wait times for load-in. Please follow Load-In volunteer and UCF Parking personnel instructions – this will help ease the load-in process for all involved!

As shown in the diagram, all traffic will still flow by entering on West Plaza Drive and exiting on East Plaza Drive. Teams are to deliver their robot, pit materials, and tools to the rear of the Addition Financial Arena using one of the following three routes:



- Buses: If you will be unloading items from a bus, use the dedicated area (shown above in Purple) to unload all items. You are encouraged to bring a cart(s) of some type, as teams will need to transport any items from the bus unload area to the roll up doors at the back of the pit building in the alley. Buses are NOT allowed to drive in the alley behind the pit building under any circumstance.
- Cars/Trucks with Trailers: Vehicles pulling trailers will enter on West Plaza Drive and turn right into the alley between the pit building and Parking Garage F (the normal unloading area, shown in red on the map). As this is a fire lane, **the driver must stay with the vehicle at all times - no exceptions**. We recommend having two mentors for this method – one to stay with the vehicle and one to escort students into the pit.
- Cars/Vans/Trucks without Trailers: Depending on traffic, vehicles without trailers will be directed by parking services to enter on West Plaza Drive, turn right onto Knights Victory Way, and then turn right onto East Plaza Drive. This route is shown in Blue on the above map. Cars will be directed to pull up onto the extra-wide sidewalk section and unload there. This route is shown in blue on the map. **The driver must stay with the vehicle at all times - no exceptions**. We recommend having two mentors for this method – one to stay with the vehicle and one to escort students into the pit.

## Load-in Routes for Thursday Morning

If a team is unloading Thursday Morning prior to the pit opening, the car is to enter on West Plaza Drive and turn right behind the Arena to load in. Once load-in is complete, the car should exit on East Plaza Drive. Again, as the alley is a fire lane, **the driver must stay with the vehicle at all times - no exceptions**. All buses should unload along the side of the Arena on Thursday morning.

Vehicle loading and unloading is to be safely expedited and the vehicle removed from the alley as soon as the robot, pit materials, and tools are unloaded/loaded. We ask that you be mindful of others who need to unload/load their vehicles and not park in this area for an extended time - if a driver is waiting on team members to arrive to unload/load the vehicle/trailer, they should wait to move towards the load-in area until the team is ready. Additionally, drivers are not to block the pedestrian crosswalks to/from the parking garage and Venue.

## ***Load-in Process***

As teams arrive, they must place their robot, all mechanisms, pit materials and spare parts in the staging area located outside the garage doors of the venue. Volunteers will be present to aid teams throughout the load-in/load-out process and identify where teams may stage their robot, pit materials, and tools prior to entering the venue. Once they have everything they intend to bring into the venue, they are to approach the inspection manager and inform him/her that they are ready to load-in.

- During this time, teams will be allowed to load in their robots including all mechanisms, pit materials, and spare parts into their pit. Teams will be allowed to set up their pit on Wednesday night OR Thursday morning during early load-in. However, **teams will NOT be allowed to perform any work beyond setting up their pit.** No work may be done on the robot until the pit opens Thursday morning at 8:30 AM **with exception of attaching and or removing bumpers for early weigh-in.** A maximum of five individuals will be allowed access to the venue for this purpose (one individual must be an adult mentor on the team 18+ years of age and cannot be a high school student).

**Attention:** Teams can only bring fabricated items in during the team's **initial** load-in as described in [Rule E401 of this year's FIRST Event Rules](#). **No exceptions.**

### ***Early load-in restrictions***

- Only 5 team members will be allowed to bring in materials. At least **one of those team members must be an adult mentor** on the team (18+ years of age and not a high school student). Otherwise, any combination of mentors and team members is acceptable.
- Safety glasses will not be required during early load-in unless you are uncrating a robot or setting up your pit or attaching and removing bumpers from your robot. If your robot was shipped in a crate, remember to bring safety glasses for early load-in.
- Teams may bring in their robot and any other equipment/pit items that would normally be permitted within the venue (per E401 of the Event Rules).
- Teams are encouraged to make a single trip in with their robot and equipment, but may make more than one if necessary.
- After team members have dropped off their materials and set up their pit, they are to safely exit the pit area until the pits open on Thursday morning at 8:30 AM. Teams bringing in their equipment on Wednesday night are required to wait until the pits open on Thursday morning at 8:30 AM to bring in additional, small hand-carried items or continue setting up their pit. Please remember this does not include fabricated items as **fabricated items must be loaded in during your initial load-in window.**
- No work may be done on any robot until the pit opens each morning **with exception of attaching and or removing bumpers for early weigh-in.**

Teams that shipped their robots to the competition may uncrate their robot on Wednesday from 6 PM to 8 PM, or Thursday beginning at 7:45 AM. No work may be done on the robot until the pit opens each morning at 8:30 AM. Safety glasses must be worn while uncrating a robot.

## ***Trailer Parking after Load-in***

After load-in, teams may park their cars in Garages D, F and H. Trailers and other oversized vehicles will be allowed to park their trailer in Parking Lot D-2 in the row closest to Gemini Blvd. There is a daily parking fee of \$12 for the garages and Lot D-2. Trailers and oversized vehicles may park overnight during the event in lot D-2 **at your own risk**.



Lot D2 Parking Area

After teams have loaded in, the roll-up bay door will be **closed** until Saturday afternoon for load-out. Instead, the side pit entrance on the east side of the pit building will be open when the arena opens for the day. Teams are **NOT** to use the doors at the back of the pits for entrance or exit at any time - they are for emergency exit only.

## ***Load-Out Processes***

For load-out, all pit materials, tools, and robots must be queued in the staging area before bringing your vehicle around. Busses are to use the parking spaces surrounding parking garage F, located behind the venue. Teams transporting their pit materials, robot and tools by bus should carry their robot, pit materials, and tools from the staging area outside the venue garage doors to these bus parking spaces; buses should not enter the alley under any circumstances. There may be athletic events on multiple nights, so use extra caution while driving near the arena.

### **IMPORTANT REMINDERS**

- To request a table for your pit, you must complete this form :  
<https://www.google.com/url?q=https://forms.gle/wrNYbr5Rdgw2w5Zp9&sa=D&source=docs&ust=1739825388427909&usg=AOvVaw04tWsN-eTV7ObLv2rFeQhq>
- Be prepared in the event of rain to protect your equipment during the load-in/load-out periods.
- Be sure to have your fabricated items with you at the time you load-in. This is the only time you will be allowed to bring fabricated items into the venue!
- If your robot came in a crate, let Pit Admin know when the crate is ready to be picked up!

## 4. Spirit Night

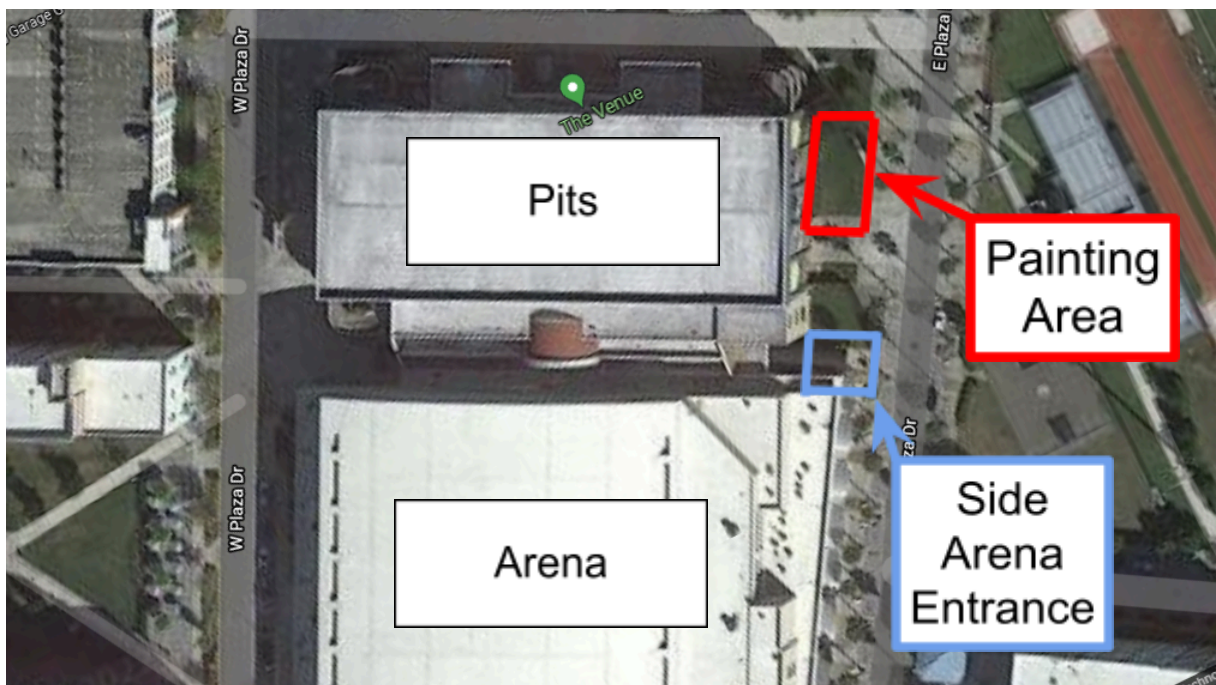
We are excited to announce The Team Spirit Night at the Orlando Regional hosted by Knights *FIRST*, the UCF *FIRST* Alumni Club.

It will take place Wednesday, March 19<sup>th</sup> from 7:00-9:00 pm. So load in your robots and then go bowling and network with the other teams at Boardwalk Bowl. For \$22.00 per person you will get 2 hours of bowling including shoes, 3 pieces of pizza, and unlimited soda.

Purchase your tickets at <https://boardwalk-bowl.cheddarup.com>. Limited supply, so don't wait.

## 5. Being a Good Guest

**No painting will be allowed in the arena or pit.** This refers to any type of paint, including body, hair, and spray paints. Do **not** use paint inside the bathrooms, on the concrete areas outside the arena, or on the artificial turf (this includes artificial grass) in the plaza area. You are allowed to paint, if required, in the grassy area shown in the red box below (near the side arena entrance). Make sure wet paint does not get into the arena.



**Accessible seating is not a storage or recharging station!**

DO NOT PLUG in electronics such as phones and laptops, setting up cameras, or store coolers or other team items in the accessible seating area.

Also, if you hang anything up on the bleachers or walls, **use painter's tape** and **take it down** before you depart on Saturday. Do not place stickers on the walls, tables, seats/chairs or floors.

One last thing - please show appreciation to our hosts by picking up trash in your team's area of the stands each night. Thanks!

## 6. Safety

Per *FIRST* guidelines, **safety glasses will not be distributed to teams**. When you are packing, please remember to **include safety glasses for every student, mentor, and family members who will be visiting your team in the pit area**. You might consider bringing extras as spares, as glasses are often misplaced. **There will be no public safety glasses available for team use**, so we appreciate your efforts to supply enough safety glasses for everyone you bring with you!

Everyone (team members, family, friends, mentors, visitors) is required to wear ANSI approved eye protection (safety glasses) when in the Pits.

E101 **\*Personal safety comes first.** All team members must observe the following safety practices throughout the event:

- A. wear safety glasses (only ANSI-approved, UL Listed, CE EN166 rated, AS/NZS certified, or CSA rated non-shaded) while in and around the playing FIELD and in the pit area. Lightly tinted lenses are permitted provided eyes are clearly visible to others, but reflective lenses are prohibited. Accommodations will be made for participants that require tinted safety glasses. The only exception is for teams in their first 10 minutes of their load in and for the first 10 minutes pits are open each day of the event as long as they're not working on the ROBOT or setting up their pit.
- B. wear closed toed/heeled shoes.
- C. tie back long hair while working on or around a ROBOT or ROBOT related materials.
- D. wear appropriate clothing.
- E. walk in the venue.
- F. health and safety requirements in place for that event (e.g. mask wearing).

For more information about safety at *FIRST* Robotics Competition events, please reference the [Safety Manual](#).

**Per the FIRST Safety Manual: If you wear prescription glasses** that do not have a marked safety rating, you must wear rated safety goggles over them to achieve adequate protection. If you wear marked safety-rated glasses, you may use ANSI-approved, UL Listed, CE EN166-rated, AS/NZS-certified, or CSA-rated side shields.

Safety-rated glasses, side shields and frames can be identified by markings stating the standard to which they are rated to, e.g., Z87.1.

**FIRST Robotics Competition participants must wear closed-toed shoes** that completely cover the entire foot. Shoes must be substantial and have closed-toes and heels to protect against foot injuries, regardless of work location. Flip-flops, sandals, mules, crocs, lightweight slippers, etc. are not acceptable when working on or near the robot.



**Spectators attending FIRST competitions should follow the following footwear rules:** *If substantial close-toed shoes are not worn, spectators may enter the pit area as long as they remain in the pit aisles. Please note that loose sandals (like flip-flops) or bare feet are not permitted in the team pit area under any circumstances. Spectators that do not meet the footwear requirement for participants as previously described are not allowed inside individual team pit areas or where robots are being worked on. Be sure to mention this safety requirement to anyone that you invite to the event that is not familiar with FRC so they can visit your team and view your robot in the pit. FIRST Lego League and FIRST Tech Challenge participants don't have the same requirements for their events, so be sure to inform them!*


**Children twelve and under must always have an eighteen or older person with them.** There will be a limited number of child-size safety glasses available to borrow and return at the entrance to the pit for public visitors. Strollers and baby carriages are not allowed within the individual team pits.

Safety glasses will not be required during early load-in unless you are uncrating a robot or setting up your pit or attaching or removing bumpers for weigh-in. If your robot was shipped in a crate, remember to bring safety glasses with you for early load-in!

Please do not bring skateboards, hoverboards, weapons of any kind (including light sabers and blaster replicas), or drones to the Orlando Regional. Also, do not bring bottled gas tanks (e.g. Helium) to the competition. Helium balloons are not allowed in the Addition Financial Arena or Venue buildings.

The Orlando Regional does like to #MakeItLoud, complete with loud music and flashing lights. If you are sensitive to loud noises or temporary strobe effects, we encourage you to bring equipment like earplugs to the venue. Here in Florida, the best place to get away from the noise and crowds is to step outside - there are multiple spots just outside the venue that would work for this.

**Quiet Room/Prayer Room** - Friday and Saturday will be located in room 115. A team member must have a mentor/parent or more as your team rules require with them at all times. This is not a hangout room, scouting room or studying room. This is only to be used for those who are overwhelmed and need a space to escape the noise and lights of the event. The Quiet Room will be closed for use as the Prayer room during specifically noted times with a sign on the door.



## 7. Water in Pits

Teams are permitted to bring sealed water bottles into the pits. Florida can be hot in March, and the pit can get hot on Thursday morning and Saturday afternoon when the big roll-up door is open for load-in/out. As there are no water fountains in the facility, and the closest concession stands are at the front of the arena, we encourage teams to bring bottled water into the pits.

## 8. Meals, Snacks, and Beverages

Meals are NOT provided for attendees. There are food concessions located in the building as well as many restaurants on the UCF campus. We recommend that you assign a few adults to develop a lunch plan for feeding the team and providing snacks throughout the event. The locations that will be available in the venue (from doors open to close) include:

### Knights Nation Grill Section 104

- Hot Dogs
- Burgers
- Mozzarella Sticks:
- Fries
- Fried Shrimp
- Pretzels
- Popcorn
- Bottled Beverages
- Bottled Water
- Assorted Candy
- Assorted Chips
- Fountain Beverages

### Orlando Fryery (Huey Tenders) Section 118

- Chicken Tenders w/ fries
- Popcorn
- Pretzels
- Assorted Candy
- Assorted Chips
- Bottled Beverages
- Bottled Water
- Fountain Beverages

### Mister Softee's Section 104

- Ice cream cones
- Bowls
- milkshakes

### REMINDER: NO OUTSIDE FOOD IS PERMITTED IN THE ARENA!

Food brought in from or bought outside the arena cannot be brought into the building. UCF personnel will stop you if you attempt to bring in outside food or drink **unless** it is necessitated by a dietary restriction. **This includes your morning coffee/beverage of choice.** If the weather is nice, there are many grassy areas near the arena where teams can set up a picnic lunch. We highly recommend that the entire team **NOT** leave the arena/venue for lunch, allowing for the team to prepare and arrive on-time for their first match after lunch concludes. **PLEASE NOTE:** Jimmy Johns and Pop Parlour are considered **outside** of the arena. You will not be able to consume food/drinks from these establishments inside the arena if they are open during the event.

Similar to last year, Arena Catering is offering a pre-order boxed lunch option for teams! A boxed lunch order form was emailed to teams. The order form is also attached at the end of the Team Guide. **NOTE: orders must be placed by March 16th!** Food purchased through Arena Catering or at the concession stands can be eaten inside the arena.

This year's Orlando Regional will be held while UCF is NOT in session, which means many of UCF's restaurants will be closed. There are restaurants in Knight's Plaza which surrounds the Addition Financial Arena. Information about these restaurants, including hours, can be found through this website or by contacting the restaurant: [UCF Places to Eat](#).

Many delicious restaurants can be found in the area surrounding UCF that your team may want to eat at during or after the regional. If you choose to get food from any of these establishments, remember you must eat the food outside of the Addition Financial Arena.

## 9. The Machine Shop

Machine shop services will again be provided by the UCF College of Engineering and Computer Science. The machine shop has mill, drill and lathe machining capability, band saw, and table saw cutting capability, a bit of soldering, grinding/ polishing, threading & tapping capability, and most hand / power tools. **The shop does not have any welding capability.** The shop will be manned by at least one machinist during all competition activities.

The machine shop is a great asset for the teams. It is important to follow their rules to assure safety for both team members and UCF employees operating the machine shop. Team members and mentors are NOT allowed in the Machine Shop for safety reasons - however, there is an office in front of the shop to wait. The shop operates on a first come, first serve basis.

Per guidelines from *FIRST*, teams must provide their own transportation to and from the machine shop. The Regional Planning Committee has made arrangements for a golf-cart and gator to transport parts to and from the arena to the machine shop, but **team members and mentors are not permitted to ride on the vehicles.** The machine shop is within walking distance of the arena or teams may drive over to the machine shop and park with a parking pass provided by Pit Admin. **There will be multiple spots (orange cones in spot) available in the loading dock area of the College of Engineering and Computer Science. When parking you must move the cone out of the way and park. When leaving you must put the cone back or we risk losing the available spots.** Maps and more information will be available at Pit Admin and signs will be placed along the walking path. *FIRST* has provided a Machine Shop Request Form that will be available at Pit Admin. If the part request is simple, described sufficiently on the form, the machine shop drivers will take the form to the shop and return with the part. The machinists appreciate drawings with the requests.

### *Machine Shop hours (subject to change):*

- Thursday 8:30 a.m. – 6:30 p.m.
- Friday 7:45 a.m. - 6:30 p.m.
- Saturday 7:45 a.m. - 2:00 p.m. (closing time approximate; check with Pit Admin for updates)

## 10. Team Media Badges

Only team members, **with Drive Team or Team Media badges**, transporting a robot will be permitted to enter the arena floor. Teams will each be provided **one media badge**. Team members wearing a media badge must have a camera with them and accompany their drive team with the robot to the arena to be given access to the field. **Team members wearing the media badge are not permitted to work on a robot, coach/strategize after entering the queuing area or during a match or leave the designated media area during match play to ensure the safety of volunteers and team members.** Media members must stay with the drive team in the queuing area until their team is loading onto the field. Volunteers on the field may make changes to the media viewing areas and access as needed for safety and to ensure a good flow of matches.

## 11. Property Security

Teams should never leave anything of value unattended. For added protection, it is recommended teams use security locks/cables to attach computers to a large object, such as a table. **Please label all robot batteries, battery chargers, controllers etc. with your team number.** Turn in lost and found items to the Pit Admin Desk in the pit area.

## 12. Site Layout

The field is located in the arena, while the pits are located in the venue. The pit map will be uploaded to the *FIRST* Orlando Regional website when it is available. Please note that the **pit map is subject to change!**

Teams and visitors will be able to navigate between the Pits and the Arena using the hallway on the first floor, to the right of the information tables. Keep in mind: the hallway is narrow and has lots of traffic, so be cautious when using it. There will be robot traffic here as well - please be on your guard and remember, safety first!

## 13. Exhibits

- The Information Desk, Regional Merchandise Sales, Student Ambassador, and Welcome tables will be located on the 1<sup>st</sup> floor of the arena in the lobby.
- Multiple Universities will be tabling on Thursday and Friday (subject to change), including:
  - University of Central Florida
  - Florida Polytechnic
  - Embry Riddle Aeronautical University
  - WPI
- Certain Sponsoring companies will also be exhibiting throughout the competition. Be sure to keep a look out during the competition for these exhibitors, and remember to **thank them for sponsoring** the Orlando Regional!

## 14. Web Streaming

The Orlando Regional will be streamed on the web thanks to Twitch. Matches on Friday and Saturday, as well as some coverage of Thursday's activities, will be streamed. The stream link will be distributed closer to the event, and will be on the Orlando FRC Regional website, social media and the linktree listed in the footer.

## 15. Student Ambassadors

We will once again be selecting students to serve as Student Ambassadors to escort visitors around the Addition Financial Arena, allowing them to meet with company sponsors, media outlets, and various other VIPs. Ambassadors need to be able to comfortably talk with adults in clear and concise terms, convey the values of *FIRST*, and be able to give statistics about the Regional and their own teams.

A description of the ambassador program and the sign-up form have been sent to teams. All teams are urged to support the programs, but with the understanding that candidates must not have critical team duties (like being on the drive team) during the competition.

There will be a Student Ambassador meeting for selected students on **Thursday, 3/20**. More information will be distributed closer to the event. Please be at the **VIP/Welcome Tables in the 1st floor lobby at 10:00 AM on Thursday!**

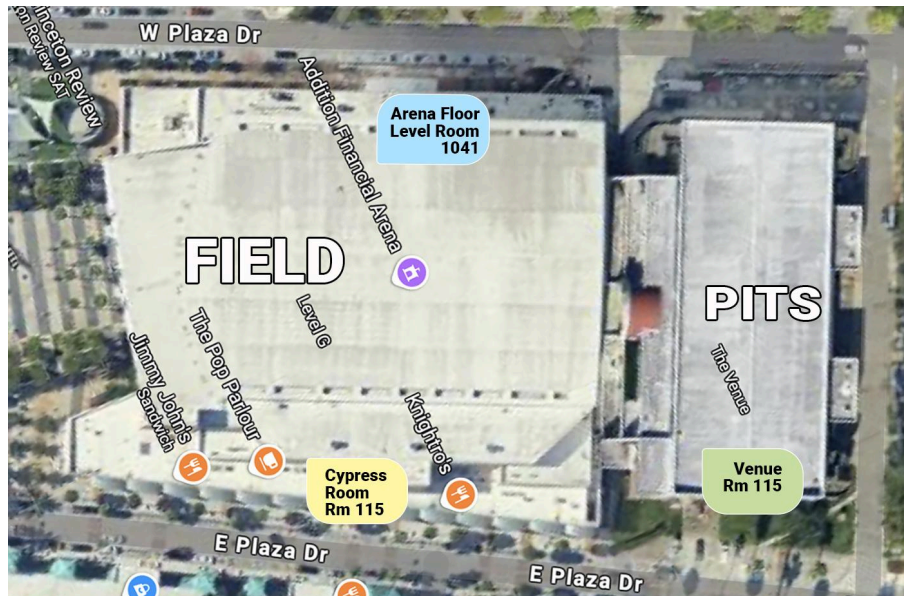
If you have any questions, please send an email to [frcorlandoambassador@gmail.com](mailto:frcorlandoambassador@gmail.com).

## 16. Mentor Breakfast

Returning this year, we will have a Mentor Breakfast on Saturday morning to celebrate all the hard work this season! From 7:15-7:45, there will be Panera food - continental breakfast. This will be in the lobby of the arena and will be restricted to mentors only! As it is in the lobby of the arena, there will be a view of the teams outside the venue from the glass windows at the entranceway.

# 17. Thursday Workshops

We will be holding workshops on Thursday in room 115 of the Venue (pit building) and rooms 1041 and the Cypress Room in the Addition Financial Arena. Limited space is available, so be sure to arrive early for workshops! The Regional's workshops consist of a mix of technical and non-technical sessions. The schedule is shown on the next page, and is subject to change. Keep an eye on our Social Media and the Orlando Regional website for updates (including places to stream them, if available)!



## Tentative Schedule for Thursday, March 20<sup>th</sup> Workshops

11:00am-12:00pm - Lunch Break

ROOM 115 of the Venue (Pit Building)	CYPRESS ROOM Addition Financial Arena	ROOM 1041 Addition Financial Arena
<p><b>09:00-10:45am</b> SPAM Advanced Strategy Team 180 - S.P.A.M.</p>	<p><b>12:00-12:45pm</b> Cypress Room Entertainment Jobs roundtable</p>	<p><b>12:00-12:45pm</b> A Tidal Wave of AT Team 4118 - Roaring Riptide</p>
<p><b>10:00-10:45am</b> SPAM Scouting Team 180 - S.P.A.M.</p>	<p><b>1:00-1:45pm</b> Cypress Room TBD, Lockheed Martin</p>	<p><b>1:00-2:45pm</b> Jobs in the Auto Industry in Florida Central Florida Auto Dealers Association</p>
<p><b>12:00-1:45pm</b> Fluid Power Systems (hands on) Fluid Power Society</p>	<p><b>2:30-3:15pm</b> PIGTalk - Outreach for Success Team 1902 - Exploding Bacon</p>	<p><b>2:00-3:00pm</b> OC Public Works and ISS (Working Title)</p>
<p><b>2:00-3:30pm</b> TBD - Careers / Resumes Ilene Rein</p>	<p><b>3:15-4:00pm</b> #FIRSTLikeAGirl - How to Empower Young Women in STEAM, Team 1902 - Exploding Bacon</p>	
<p><b>3:30-4:00pm</b> UCF Knights Experimental Rocketry (To be Confirmed)</p>	<p><b>4:00-4:45pm</b> #FIRSTLikeAGirl A panel discussion with Women in STEM</p>	
<p><b>4:00-4:45pm</b> Aquatic Simulation (To be Confirmed) Martin Aquatic</p>		

Schedule subject to change. All times are estimated.

Thanks for reading through the Team Guide! Please feel free to visit our [website](#), [Facebook](#), [Instagram](#), or [Linktree](#) or email the Regional Director, Wendy Austin, at [waustin@firstinspires.org](mailto:waustin@firstinspires.org) if you have any questions!



## FIRST Robotics Competition 2025 Orlando Regional

### Team Lunch Preorder Instructions

Thursday, March 20th, thru Saturday, March 22nd, 2025  
FIRST Robotics Competition, Orlando Regional

**Deadline to pre-order – Sun, Mar 16th at 12:00 pm**

Preorder Lunch Link: 2025 Orlando Regional Team Lunch Preorder

<https://preorder.tapin2.co/1344>

#### Once online, follow these simple instructions:

1. Pick the FIRST Robotics event
2. At Where are you, choose Addition Financial Arena Suites
3. Under ---Section---, please choose your Flippers Concourse
4. Then hit Go to Menu...

After selecting your menu items, **select “CHECKOUT”** and fill in the required information (creating an account will be required to prepay).

5. “Suite Host Name” is your team Contact Name (name of the mentor/adult placing the order)
6. “Suite Host Phone” is the phone number associated with the Contact
7. “Company” is your Team Name & Number
8. “Delivery Instructions” – Please leave blank
9. Continue to payment

Your meals can be picked up at the Flippers Pizza Concession stand on the Concourse (East Corner of the building).